
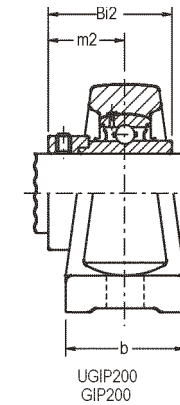
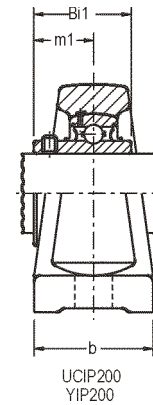


Ø eixo mm pol	Caixa	Dimensão nominal (mm)									Paraf.
		h	a	e	b	s	g	w	t	Zc	
1-1/2 40	IP 208	60,0	200	150,0	60	19,0	25	115	3	90	M16 5/8
1-9/16 1-5/8 1-11/16 1-3/4 45	IP 209	70,0	210	160,0	60	19,0	25	128	3	95	M16 5/8
1-13/16 1-7/8 1-15/16 50 2	IP 210	70,0	220	170,0	60	19,0	28	132	3	100	M16 5/8
2 2-1/8 55 2-3/16	IP 211	80,0	230	180,0	60	19,0	30	148	4	100	M16 5/8
2-1/4 60 2-3/8 2-7/16	IP 212	80,0	263	200,0	70	22,0	30	155	4	115	M20 3/4
2-1/2 65	IP 213	90,0	280	220,0	70	22,0	30	172	4	120	M20 3/4



Peso (Kg)					D	UC 200 / Y 200		Rolamentos		Ø Eixo	UK 200 Bucha	Bi3
UCIP2 YIP2	CUCIP2 CYIP2	C(E) C(E)	UGIP2 GIP2	UKIP2		Bi1 m1	Bi2 m2	UG 200 / G 200	UK 200			
3,60	4,90	3,80	3,80	80,0	49,2	30,2	56,3	34,9	1-1/4 1-5/16 1-3/8 35	HE2308 HA2308 HS2308 H2308	46,0	
3,80	5,10	4,00	3,90	85,0	49,2	30,2	56,3	34,9	1-7/16 1-1/2 40 1-5/8	HA2309 HE2309 H2309 HS2309	50,0	
4,40	6,10	4,60	4,60	90,0	51,6	32,6	62,7	38,1	1-11/16 1-3/4 45	HA2310 HE2310 H2310	55,0	
5,40	7,10	5,70	5,40	100,0	55,6	33,4	71,3	43,6	1-7/8 1-15/16 50 2	HS2311 HA2311 H2311 HE2311	59,0	
6,50	9,30	6,80	6,40	110,0	65,1	39,7	77,7	46,8	2-1/8 55	HS2312 H2312	62,0	
7,60	10,20	8,30	8,00	120,0	65,1	39,7	85,7	51,6	2-3/16 2-1/4 60 2-3/8	HA2313 HE2313 H2313 HS2313	65,0	